

Hydramist® Mobile 8™ Mobile Fire Suppression Unit

Hydramist Product Factsheet Issue 3



Description

The Hydramist® Mobile 8™ unit is designed to provide a mobile source of high pressure watermist fire suppression. The unit comprises of: a high pressure, high specification pump with an electrically driven single phase motor, automatic pump control, on/off switch and an integrated 35 litre water tank.

The unit offers stand-alone fire suppression using an integral supply of water and a standard 3-pin plug connection.

The system has been tested in association with the Ministry of Justice and the Buildings Research Establishment (BRE). The Hydramist® Mobile 8™ unit has been proven to extinguish fires quickly and effectively and reduce smoke within the cell and adjacent areas to life-sustainable levels.



Mobile 8™

Mobile fire suppression unit



Applications

- Prisons
- Hotels
- Guest houses
- Accommodation blocks
- Offices
- Public spaces
- Archive stores
- Libraries
- Warehouses
- General storage facilities
- Power generation
- Diesel generators
- Turbines
- Battery rooms
- Engine test cells
- Data centres
- Communications and server rooms
- Plant and electrical switch rooms
- Industrial and fryers
- Ovens
- Food processing factories



hydramist®

Watermist Ltd. Fison Way, Thetford, Norfolk, IP24 1HT

Telephone: +44(0) 800 731 9288 Email: info@watermist.com Web: www.watermist.com

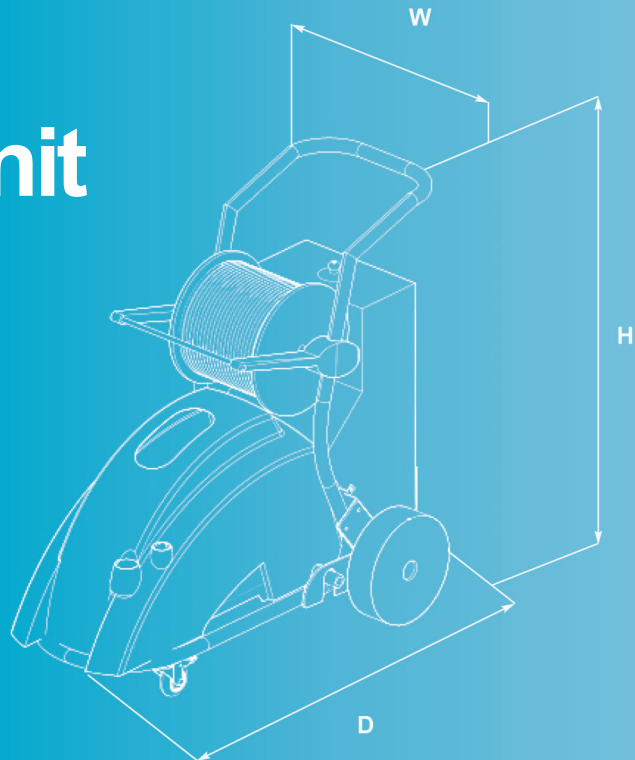
All information contained in this data sheet is correct at the time of printing. Watermist Limited reserves the right to alter or modify the content without prior notice.

Hydramist® Mobile 8™ Mobile Fire Suppression Unit

Technical Description and Services

Hydramist® Mobile 8™ unit includes:

- 1 x Mobile frame with front castor wheels (lockable)
- 1 x Integral 35 litre water tank
- 1 x 10 metre 13amp electrical lead c/w 3 pin moulded plug
- 1 x ON/OFF switch
- 1 x High pressure pump and motor
- 1 x High pressure gauge
- 1 x Pressure monitoring switch
- 1 x Hose reel with winding handle
- 1 x 35m high pressure, impact and flame resistant hose
- 1 x Application lance
- 1 x Hydramist® low flow nozzle
- 1 x Operator's manual



ELECTRICAL SUPPLY

PHASE Ø	VOLTS VAC	FREQUENCY Hz
Single	220 - 240	50

MOBILE 8™ UNIT

PLUG FUSE A	TANK CAPACITY LITRES	WATER SUPPLY	FLOW RATE L/MIN	PUMPED PRESSURE BAR	WATERMIST DELIVERY MINUTES	HEIGHT MM	WIDTH MM	DEPTH MM	WEIGHT (DRY) KG
13	35	Potable	7	100	5	1080	580	960	78



Watermist Ltd. Fison Way, Thetford, Norfolk, IP24 1HT

Telephone: +44(0) 800 731 9288 Email: info@watermist.com Web: www.watermist.com

All information contained in this data sheet is correct at the time of printing. Watermist Limited reserves the right to alter or modify the content without prior notice.